







Key Concept Builder 

LESSON 3

Acceleration

Key Concept What are three ways an object can accelerate?

Directions: The arrows on the right represent the accelerations of three objects that are speeding up (arrow pointing right) or slowing down (arrow pointing left). On the line before each motion, write the letter of the arrow that matches it correctly.

- | | | | |
|-------|---|-----------|---|
| _____ | 1. car pulling away from a traffic light | A. |  |
| _____ | 2. car slowing down for a stop sign | B. |  |
| _____ | 3. bullet being fired at a target | C. |  |
| _____ | 4. car stopping suddenly | D. |  |
| _____ | 5. jet taking off | E. |  |
| _____ | 6. bullet smashing into a target | F. |  |

Directions: Answer each question on the lines provided.

7. The problems above involved changes in speed. How else can an object accelerate?

8. When a car goes around a curve at a constant speed, in which direction is it accelerating?
